


Henley & District Agricultural
Association
PLOUGHING MATCH



Sunday 5th October 2025
Red Lion Farm, OX49 5LG

(by kind permission of the Mearns Family & Mary Roadnight)

FREE SOUVENIR PROGRAMME

Show office:

H & DAA Greenlands Farm, Dairy Lane, Hambleden, Henley on Thames, RG9 3AS


Tele: 01491 413619

Email: info@thehenleyshow.co.uk

www.thehenleyshow.co.uk

in aid of Countryside Charities

Reg No: 1024609



BRITWELL SALOME

FARM SHOP



**Based on the Family run farm in South
Oxfordshire, stocking an extensive selection of
local produce**

**Our diverse activities complement each other perfectly
and allow us to offer a wide range of quality meat**



Opening Times

Tuesday - Friday 8.30am - 5pm

Saturday 8.30am - 4pm Sunday 9am-12pm

Eat British, support local. Local Food, Miles better!



**Show this advert instore before 31st October
and receive 6 of our sausages made on site for
FREE when you spend over £20!**

**Britwell Salome Farm Shop, Red Lion Farm, Britwell Salome,
Watlington, OX49 5LG**

01491 612070 @britwellsalomefarmshop



The Henley & District Agricultural Association
Would like to thank the Sponsors and Prize Donors of today's event:

*Mary Anderson
Dairy Lane Dog Grooming
Hernes Estate
Tony Horler
McQueen-Turner Solicitors
Francie Hives
Farol
Browns
Carter Jonas
Mick Hunt
Stuart Warby
Donna Guile
The Mearns Family
Mary Roadnight
Rebellion Brewery
Lady Bridget Silsoe
Bouchier Fencing*

*Dog Show Prizes
Dog Show
Marquee
Ploughing Prizes
Heavy Horses
Marquee
Sign Boards
Marquee
Heavy Horses
Marquee
Traffic Signage
Sign Making
Site Owners
Site Owner
Ploughman's Beer
Ploughing Match Marquee
Heavy Horses*

*A big thank you to all our committee members and volunteers without
whom this day wouldn't happen!*

*Thank you, Revd Angela Paterson,
for Blessing the Plough today*

Judges

*D. Kerry S. Treadgold
D. Howe M. Stevens*

Stewards

*T Horler M Hunt
D Dawes R Burrough*


HEALTH AND SAFETY

Warning

- Please ensure that you keep your dogs on a lead at all times
- Do not let children wander unattended around the site, as there are many heavy machines in operation in the ploughing section
- Should the weather be warm, please do not leave any animals in cars.

**Henley & District Agricultural Association
PLOUGHING MATCH
SUNDAY 5th OCTOBER 2025
Red Lion Farm, Britwell Salome, OX49 5LG**

FUN DOG SHOW



CLASSES

- 1. PUPPY (6-12 months)**
- 2. YOUNG HANDLER (under 16)**
- 3. LURCHER CLASS**
- 4. GUNDOG CLASS**
- 5. TERRIER CLASS**
- 6. OPEN**

BEST IN SHOW

ENTRIES TAKEN ON THE SHOWGROUND FROM 11.00 AM

JUDGING COMMENCES AT 11.30 AM

ENTRY FEE

£3.00 PER CLASS – CASH ONLY

PRIZES

Rosettes 1st – 5th in all classes

PRIZES DONATED BY DAIRY LANE DOG GROOMING

DOG SHOW MANAGER – Louise McTeague

louisemcteague@gmail.com

SHOW REGULATIONS

- 1. Puppies under 6 months of age on the day of the show are not eligible.**
- 2. Junior Handler's to use own or parents dogs.**

When travelling to a show please take a moment to consider whether the route to the show is on a busy holiday route, and leave earlier to avoid increased time in traffic jams.

If your vehicle is not air-conditioned seriously consider whether travelling to the show is a good idea at all.

The vehicle should be as fully ventilated as possible, and plenty of stops should be taken, with lots of water available to drink.

Ensure your dog is not sitting in full sunlight. There should be plenty of free-flowing air around the dog.

When at the show, never leave your dog in the vehicle.

Keep your dog in the shade – take your own shade, for example a large umbrella and always have plenty of water available to drink so your dog stays well hydrated.

Avoid your dog taking part in unnecessary exertion, or from standing in exposed sunlight for extended lengths of time.

Remember, if you feel hot your dog is very likely to feel much hotter and dehydrated, and this could lead to dire results.

Please look after your dog's welfare.

Warning: if your dog is found to be at risk, forcible entry to your vehicle may be necessary without liability for any damage caused.

H & DAA, Unit 7, Greenlands Farm,

Dairy Lane, Hambleden, RG9 3AS

Tel: 01491 413619

Email: info@thehenleyshow.co.uk

PLOUGHING MATCH ENTRY LIST

CLASS 301 – OPEN MATCH PLOUGHING

Competitor	Tractor	Plough	Furrow
Lawrence H	Massey Ferguson	Ransome	2
Hoyle H	Massey Ferguson 135	Ransome TS86	2

CLASS 302 – OPEN/CONVENTIONAL MATCH PLOUGHING

Competitor	Tractor	Plough	Furrow
Butler P	Massey Ferguson	Ransome TS59	2
Emmett N	David Brown 780	Ransome	2
Marcham J	Ford 3000	Ransome	2
Carson R	Ferguson	Ferguson	2

CLASS 303 – REVERSIBLE PLOUGHS

Competitor	Tractor	Plough	Furrow
Sayer T	Ford	Kverneland	3

CLASS 304 – VINTAGE TRACTOR HYDRAULIC

Competitor	Tractor	Plough	Furrow
Fletcher R	Ferguson	Ransome	2
Greenaway J	International Harvester	Ransome	2
Greenaway N	Massey Ferguson 35	Ransome	2
Olley W	John Deere AR	Ransome	2
Hannington R	Massey Ferguson 35X	Ransome	2
Collins W	Massey Ferguson 35	Ransome TS59	2
Craig D	Fordson	Ransome	2
Spittles B	Fordson Dexter	Ransome	2
Eldred P	Massey Ferguson 35	Ransome	2
Williams S	Massey Ferguson 35	Ferguson	3

CLASS 305 - VINTAGE TRAILED

Wolton J	Bristol	Massey Harris +	2
Burroughs M	Fordson	Ransome	2
Reynolds G	Fordson Standard	Ransome No 9	2
Clifton G	Fordson	Ransome	2
Keene A	Fordson	Ransome	2
Tappin C	Fordson Standard N	Ransome	2
Hannington B	Fordson Standard	Ransome	2
Bennetts J	Field Marshall	Ransome	2
Birtles R	Caterpillar Diesel 35	Ransome	4

CLASS 306 VINTAGE AMATEUR STATUS

Competitor	Tractor	Plough	Furrow
Poole A	International B250	International	2

HORSE PLOUGHING DISPLAY

Competitor	Horses	Plough	Furrow
Brook-Nolan P	Spartacus and Titan	Ransome	4

TIMETABLE OF EVENTS

9.00 a.m.	Blessing of the Plough, The Reverend Angela Paterson
9.30 a.m. - 1.00 p.m.	Tractor Ploughing Competitions
10.00 a.m. onwards	Cultivation Demo by Farol
10.00 a.m. – 1.00 pm	Heavy Horse Ploughing Display
10.00 a.m. – 3.00 p.m.	Static Heavy Horse Display
Throughout the Day	Trailer Rides around the site
11.00 a.m.	Dog Show Entries taken at the Dog Show Ring
11.30 a.m.	Dog show judging
3.30 p.m.	Ploughing Prize Giving

SOCIETY OF PLOUGHMEN RULES FOR PLOUGHING

1 Ploughs

- a Tractor ploughs to be fitted with skimmers (except oat seed furrow ploughs)
- b Tailpieces are allowed. In reversible and conventional ploughing – the maximum size to be 26cm long and 22cm wide; the end tail piece to be no more than 32cm from the end of the mouldboard
- c Plough bodies can be raised or lowered but cannot be tipped up out of the 'ploughing' position except in reversible ploughing
- d All plough bodies must be used when ploughing to finish
- e Extraneous attachments that manipulate the furrows or scratches are not allowed

2 Time allowed

- a Tractor ploughing – 20 mins from opening. Horse ploughing 30 mins from opening
Penalty for failure to finish opening on time – 2 points per minute, or part of minute
- b Tractor ploughing – 40 minutes to judge opening. Horse ploughing – 30 minutes to judge opening
- c Tractor ploughing – 3 hours to complete the plot
- d Vintage ploughing – 4 hours to complete the plot
- e Horse ploughing – 4 hours to complete the plot
- f 15 minutes extra time for any cast-off done after the ploughing has commenced
- g **Penalty for failure to finish plot at finishing signal – 10 points per minute, or part minute**

3 Opening

- a Conventional ploughing – double opening – no land shall be left unturned
- b Reversible ploughing – single furrow opening with right-hand bodies
- c In vintage ploughing on grassland – there is no opening

4 Start

- a Conventional ploughing – start to consist of 11 or 12 furrows
- b Reversible ploughing – start to consist of 8 or 9 furrows
- c Horse ploughing – start to consist of 8 furrows
- d Competitors to cast towards the next highest number plot

5 Finish

- a Conventional ploughing – finish to consist of last 8 furrows
- b Reversible ploughing – finish to consist of last 15 or 16 furrows (i.e. 3 furrow ploughs – 15 furrows, 2 or 4 furrow ploughs – 16 furrows).
Incorrect number of furrows – penalty 20 points deduction.
- c Horse ploughing – finish to consist of last 8 furrows
- d In conventional, tractor and horse ploughing – the last furrow to be ploughed towards the competitor's own start except in reversible ploughing

6 Depth

- Depth to be reached on completion of start and adhered to until commencing the finish*
- a Reversible and conventional tractor ploughing – minimum depth 20 cm
- b Classic vintage tractor ploughing – minimum depth 17cm
- c Trailing and hydraulic vintage tractor ploughing – minimum depth 15 cm
- d Oat seed furrow and horse ploughing – minimum depth 13 cm

- 7 Reversible ploughing**
- a The competitor should make a scratch for his last 15 or 16 furrows whilst openings are being judged
 - b Plough 8 or 9 furrows towards the lower numbered plot
 - c Start at the next highest number and complete his 'butts'
 - d Complete the last 15 or 16 furrows
(15 furrows – 3 furrow plough; 16 furrows – 2 or 4 furrow ploughs)
 - e Alternate bodies to be used at all times.
Each run to be completed before the plough is turned over.
 - f The use of a sighting poles at the start of the butts is not allowed
 - g When ploughing the butts, competitors cannot travel to the end of the plot to turn
- 8 Vintage ploughing**
- a Plough bodies must be made for the plough at the time of manufacture
 - b Skimmers and tailpieces optional
 - c Tailpieces should not be adapted to manipulate the furrows or scratches
- 9 Horse ploughing**
- a Competitors can use one or two horses at the finish
 - b Leading of horses by one assistant is permitted
 - c Horses must not be left unattended on the headland
 - d In general purpose ploughing, all competitors must make a double opening split
- 10 General**
- a The first and second runs next to the neighbours plot will be allowed as straightening furrows and will not be judged if the neighbours ploughing is crooked or below the normal standard
 - b Rolling with the tractor wheels is not allowed – **penalty 20 points**
 - c Twin tractor wheels is not allowed
 - d Three sighting poles only (one can be placed on the headland) – assistance to set and remove is allowed. **No other assistance allowed** – including no assistance by signal, radio contact, mobile phone or any other method
 - e Handling, treading or shaping of scratches or furrows is not allowed, except in oat seed furrow ploughing and horse ploughing where scratches may be handled but not removed
 - f Only one tractor and plough wheelmark allowed at the finish in tractor ploughing
 - g The Global Positioning Technology, laser beams, or any other electronic or computerised measuring devices are not allowed
 - h Only the competitor is allowed to clean the plot of straw, stones etc
 - i Any abuse or dispute by a competitor with an official or fellow competitor is not acceptable and will be penalised. **Penalty 20 points deduction**
- 11 Final decision**
- Any questions arising and not provided for in these rules shall be decided by the Executive Committee, whose decision shall be final and binding

JUDGES METHOD OF SCORING

CONVENTIONAL PLOUGHS

OPENING	20
Well cut, uniform & straight	
START (11 or 12 furrows)	20
Uniform level and straightness	
SEED BED	20
Weed control & soil made available	
FIRMNESS	20
Firm, well packed furrows, no holes	
UNIFORMITY	20
Clearly defined furrows	
Straightness & no pairing of furrows	
FINISH	20
Uniform, shallow & straightness	
INS & OUT	20
Neat, accurate & regular	
STRAIGHTNESS	20
Straightness of the whole plot	
GENERAL APPEARANCE	20
Workmanship & general appearance of the whole plot	

REVERSIBLE PLOUGHS

OPENING	20
Well cut, uniform & straight	
START (8 or 9 furrows)	20
Uniform, level & straightness	
SEED BED	20
Weed control & soil made available	
FIRMNESS	20
Firm, well packed furrows, no holes	
UNIFORMITY	20
Clearly defined furrows	
Straightness & no pairing of furrows	
JOINING FURROWS & BUTTS	20
Neat, accurate with no dips or mound	
FINISH (Last 15 or 16 furrows)	20
Uniform, shallow & straightness	
ACCURACY OF FINAL FURROW	20
Close to the first furrow with no unploughed or re-ploughed land	
INS & OUTS	20
Neat, accurate & regular	
STRAIGHTNESS	20
Straightness of the whole plot	
GENERAL APPEARANCE	20
Workmanship & general appearance of the plot	

Note: Seedbed, firmness & uniformity cover the whole plot, i.e. start furrows, butts and final 15 or 16 furrows

FIXED PENALTY DEDUCTIONS

Two wheel marks	20 points penalty
Finish wrong way	20 points penalty
Depth infringement	20 points per cm less than specified depth
Rolling	20 points penalty
Incorrect number of furrows at finish	20 points penalty
Failure to finish opening on time	2 points per minute or part of minute
Failure to finish plot by finishing signal time	10 points per minute or part minute over
Failure to adhere to safety policy	Disqualification

Any other penalties will be decided by the Executive Committee

Why we Plough



Historical Background

The land has been tilled for thousands of years. The first plough was a hand tool made from wood, similar to an enlarged hoe. As it became necessary to cultivate more land a crude mouldboard plough pulled by animals was developed. The original version of the modern plough was used in 18th century, pulled by horses or oxen. The ploughs you see today are based on this design with a supporting frame (the beam), one or more curved mouldboards (bodies) with a soil cutter (the coulter) for each. Although different techniques to cultivate soil have been used over the years, ploughing still remains the most popular for preparing a seed bed.

To put into perspective how much ground can be ploughed in a day:

- A horse plough can complete about one acre (20 x 220 yards) with the ploughman walking 12 miles behind the horse and plough.
- The really large tractors and ploughs that we see today can cover 4 to 5 acres an hour.

Today's Ploughing Match

Different types of ploughing can be seen at today's match – horse, vintage, modern conventional and reversible (one way). The adjustments to get the plough set up right rely on the skill of the ploughman and are done manually, or using the hydraulic controls of the tractor. The width of the furrow (the amount of soil turned by one mouldboard) varies from 7 or 8 inches for a horse plough to over 14 inches for a modern plough.

Furrows

Each furrow turns the ground over to expose new soil, burying the trash that has been left in the field from previous crops, and also any weeds. This provides nutritional humus in the soil. Ploughing helps to level the soil and exposes new soil to the elements, helping to break it down for cultivating into a seed bed.

The Purpose of a Ploughing Match

There are many competitors here because people involved in many aspects of agriculture take pride in their profession, and want others to see the display of their skills. There are some competitors who do not work in farming but plough as a hobby. The match is a social occasion where men and women join together in 'friendly competition'.

What is the Judge looking for?

Good ploughing always looks good to the eye. Trash must be well buried; the land firm and level, and the start and finish of the work should be neat and not overly high or deep. Furrow entrances and exits (ins and outs) should be neat and tidy and exactly conform to the marked out headland furrow. The work should be the same depth across the whole plot, straight and uniformly well laid-up. The start and finish are extremely important.

To start, the ploughman takes one furrow in one direction, and comes back with one or two in the opposite direction to open up a mini trench (the opening split), which is judged before ploughing can continue. The 'split' furrows are then carefully ploughed back into the trench to form the crown. Five or six furrows (depending on the class) are then ploughed on either side of the crown and this is judged.

Each ploughman then ploughs up one side of his start, and returns down the near side of his/her neighbours start. As the unploughed field gets smaller the ploughman has to make sure his/her work is straight and parallel, and conforms to the rules.

The Finish

The finish should be worked out to the inch which is why you will see the ploughman getting on and off his tractor, tape measure in hand. With a two furrow plough the ploughman calculates leaving three unploughed furrow widths. In the run before the finish he/she will set the second of the mouldboards to roughly one third to a half depth. On the final run back he/she ploughs the one remaining furrow and re-ploughs the residue of the shallow furrow, leaving a narrow trench with finished works as level as possible.

AS YOU WALK AROUND THE PLOTS, WITH THIS AS A BASIC GUIDE, HAVE A GO AT JUDGING THE PLOUGHING YOURSELF!



GENERAL RULES AND REGULATIONS

1. The Association has published a Safety Policy, a copy of which is available for examination in the Association Secretary's Tent. This policy has been based on commonsense rules and the excellent document prepared by the Association of Show & Agricultural Organisations. It is a condition of entry to the Showgrounds that the entrant shall accept this policy. This applies to all servants of the Association – exhibitors, competitors, entertainers, stand holders or spectators.
2. The Association has appointed a committee and stewards who will supervise the many activities on and around the Showground throughout the day. All persons entering the Showground are to obey all reasonable requests without question where they are related to matters of public safety or where danger to property or personnel is threatened. In the unfortunate event of a major incident occurring, the police or fire brigade will in due course take the lead and will assume overall authority, but until that time the stewards and committee are to be obeyed without question.
3. The Committee of the Association do not hold themselves responsible for anything that may happen to entrants to the Showground (in whatever role they enter) or their property. It is a condition of entry to the Showground that the entrant shall indemnify the Association against any claim arising from any incident whatsoever be there damage to property or person.
4. Motor vehicles are only to be driven on the Showground at walking pace and are to be fully insured and in charge of a person with a valid driving licence at all times. Any machinery used for demonstrating entertaining or any other purpose is to be fully insured and in charge of a competent person who is familiar with the equipment. It shall only be used for the purpose for which it was originally intended.
5. The Association publishes detailed rules, regulations and conditions for all competitions. These rules may be found in the schedules of the relevant categories, e.g. livestock, horse classes, produce, dog show etc., and shall be deemed to be incorporated into the general rules.
6. The Association appoints judges and umpires for the various competitions and their decision shall be taken as final and the Association will not enter into any correspondence arising from any decision made by the approved judges and umpires or the published result of any competition.
7. The Association reserves the right to alter and amend any schedule without notice and to refuse to admit anybody or cancel any entries without assigning a reason. The Association reserves the right to change the programme without notice for whatever reason and without liability for any subsequent losses or claims.
8. "Cheap Jacks" are not admitted to the Showground and will be asked to leave by the stewards. The selling of any goods whatsoever by auction is not permitted. Shouting, creating a nuisance or any other behaviour, deliberate or inadvertent that causes annoyance to visitors, exhibitors or Members is strictly forbidden and may render the offender liable to be removed from the Showground.
9. The Henley & District Agricultural Association is a company limited by guarantee (Registered in England No 2837831) and a Registered Charity (No 1024609). The Henley Show is organised by the Committee and Stewards who are acting entirely on behalf of the Company and not in their own capacity.

HENLEY & DISTRICT AGRICULTURAL ASSOCIATION

MEMBERSHIP APPLICATION FORM

I wish to become a member of the Henley & District Agricultural Association.

(Please tick category required)

Single Member:	£15	1 x Member badge for Henley Farm & Country Show	<input type="checkbox"/>
Joint Member:	£30	2 x Member badges for Henley Farm & Country Show	<input type="checkbox"/>
Family Membership:	£45	4 x Member badges for Henley Farm & Country Show	<input type="checkbox"/>

Children aged 5 years and over require a badge to enter the Members Enclosure

Full name (Print name) _____

Full postal address _____

Post code _____ Tel no _____

E-mail address _____

A hard copy of the completed form and mandate should be mailed to the Association Manager at:
H & DAA, Unit 7, Greenlands Farm Dairy Lane Hambleden Henley on Thames Oxon RG9 3AS
PLEASE NOTE THAT SHOULD THE SHOW BE CANCELLED DUE TO CIRCUMSTANCES BEYOND OUR
CONTROL SUBSCRIPTIONS ARE NON-REFUNDABLE.

HENLEY & DISTRICT AGRICULTURAL ASSOCIATION STANDING ORDER MANDATE **THIS CANCELS ALL PREVIOUS STANDING ORDER MANDATES IN FAVOUR OF THE HENLEY & DISTRICT** **AGRICULTURAL ASSOCIATION**

To: The Manager of _____ Bank PLC/ Building Society

Full Postal Address _____

_____ Post Code _____

Account Number _____ Sort Code _____ - _____

Account Name _____

Signed _____ Date _____

Bank Transfer Reference Number (Official Use Only) _____

Please pay the Henley & District Agricultural Association
Account number **60457329** Sort code **20 39 53**
Barclays Bank, Hart Street, Henley on Thames, Oxon RG9 2AX

The sum of:	£15	Single Member	<input type="checkbox"/>
	£30	Joint Member	<input type="checkbox"/>
	£45	Family Membership	<input type="checkbox"/>

Annually on January 2nd - commencing January 2026



Are proud to support

**THE HENLEY & DISTRICT
AGRICULTURAL ASSOCIATION
2025 PLOUGHING MATCH**



**Rural Chartered Surveyors
& Agricultural Valuers**

Sales, Aquisitions and Development ♦ Agri-Environment Schemes & Grants
Valuations ♦ Rural Asset Management ♦ Professional Services



01235 862888
brown-co.com

